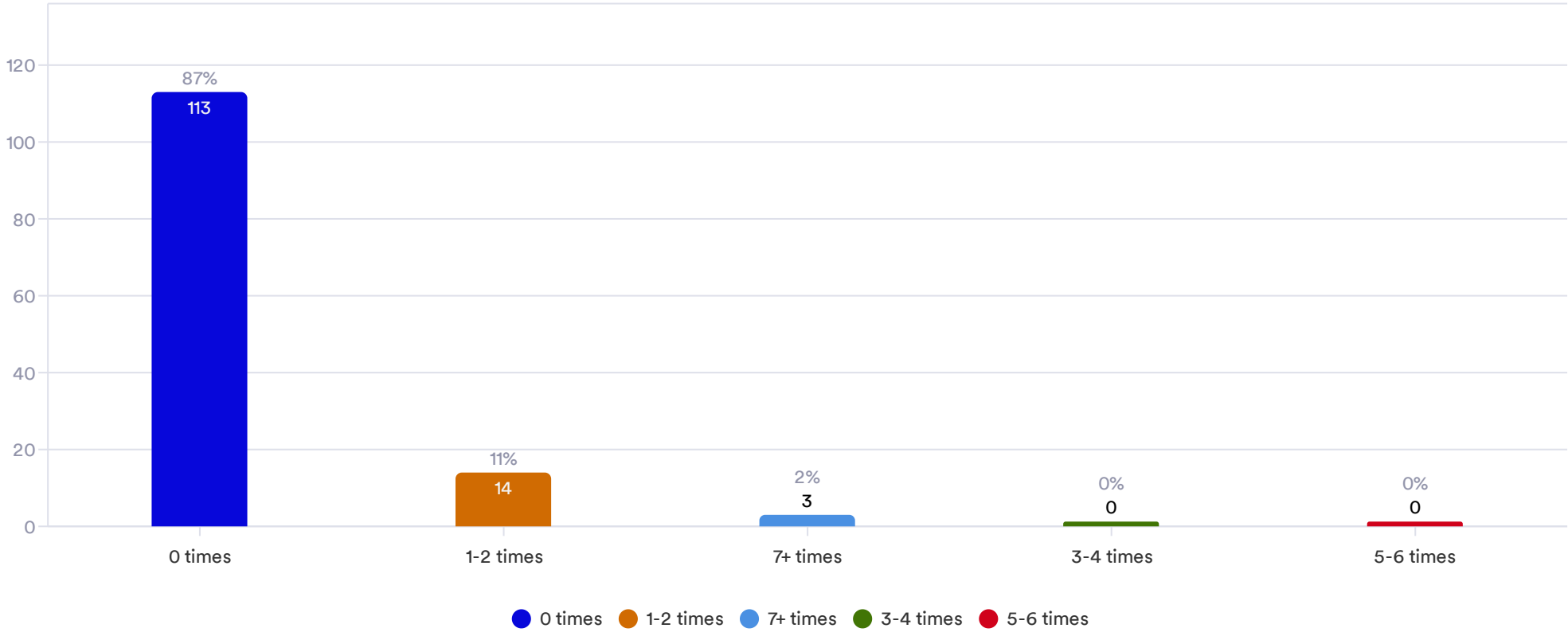


# **Community Survey on Public Safety and Law Enforcement**

# Community Survey on Public Safety and Law Enforcement

How many times in the past 12 months have you had contact with the Tiverton Police Department for a traffic issue (e.g., citation, warning, or vehicle crash)?

130 Responses



# Community Survey on Public Safety and Law Enforcement

To what extent are you satisfied with your interaction(s) with the Tiverton Police Department for a traffic issue?

17 Responses- 113 Empty



**3.94**  
Avg. Response

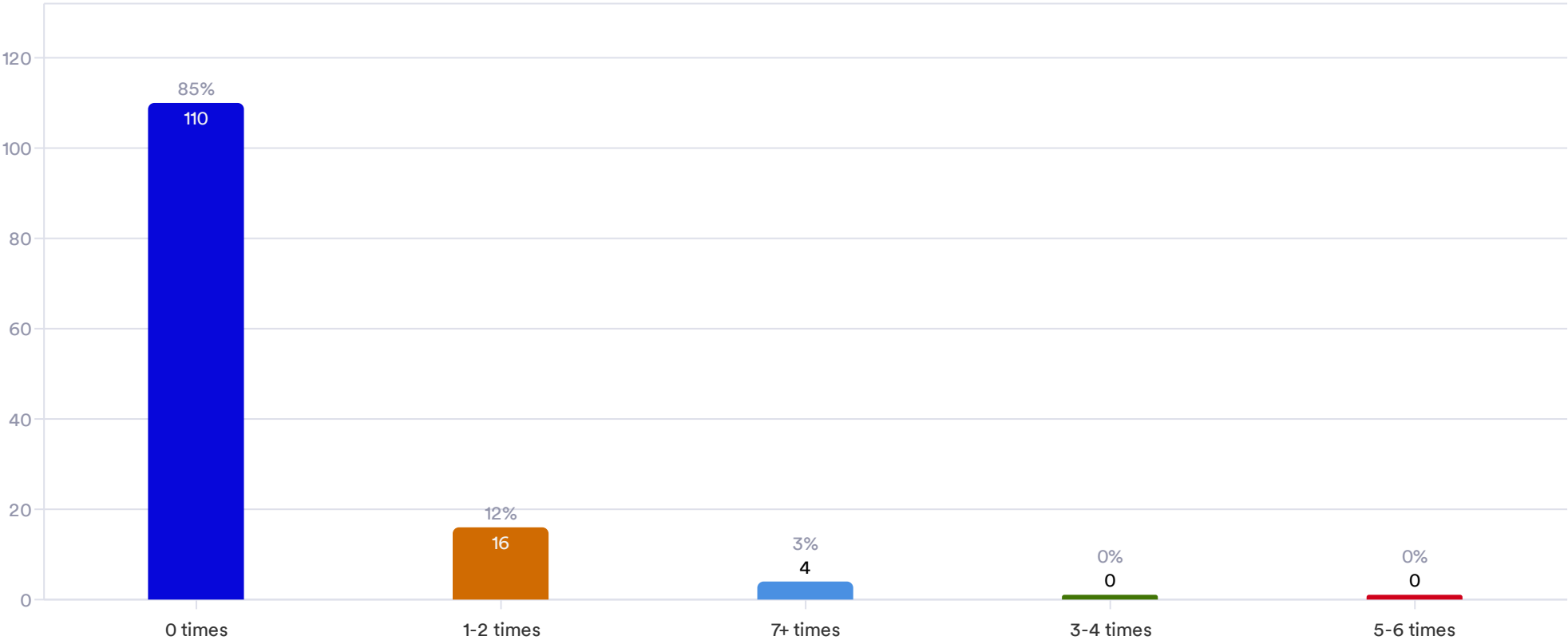
**17**  
Responses

Data	Response	%
★★★★★	9	53%
★★★★☆	2	12%
★★★☆☆	4	24%
★★☆☆☆	0	0%
★☆☆☆☆	2	12%

# Community Survey on Public Safety and Law Enforcement

How many times in the past 12 months have you had contact with the Tiverton Police Department for a 911 emergency call?

130 Responses



# Community Survey on Public Safety and Law Enforcement

To what extent are you satisfied with your interaction(s) with the Tiverton Police Department for a 911 emergency call?

19 Responses- 111 Empty



**4.21**  
Avg. Response

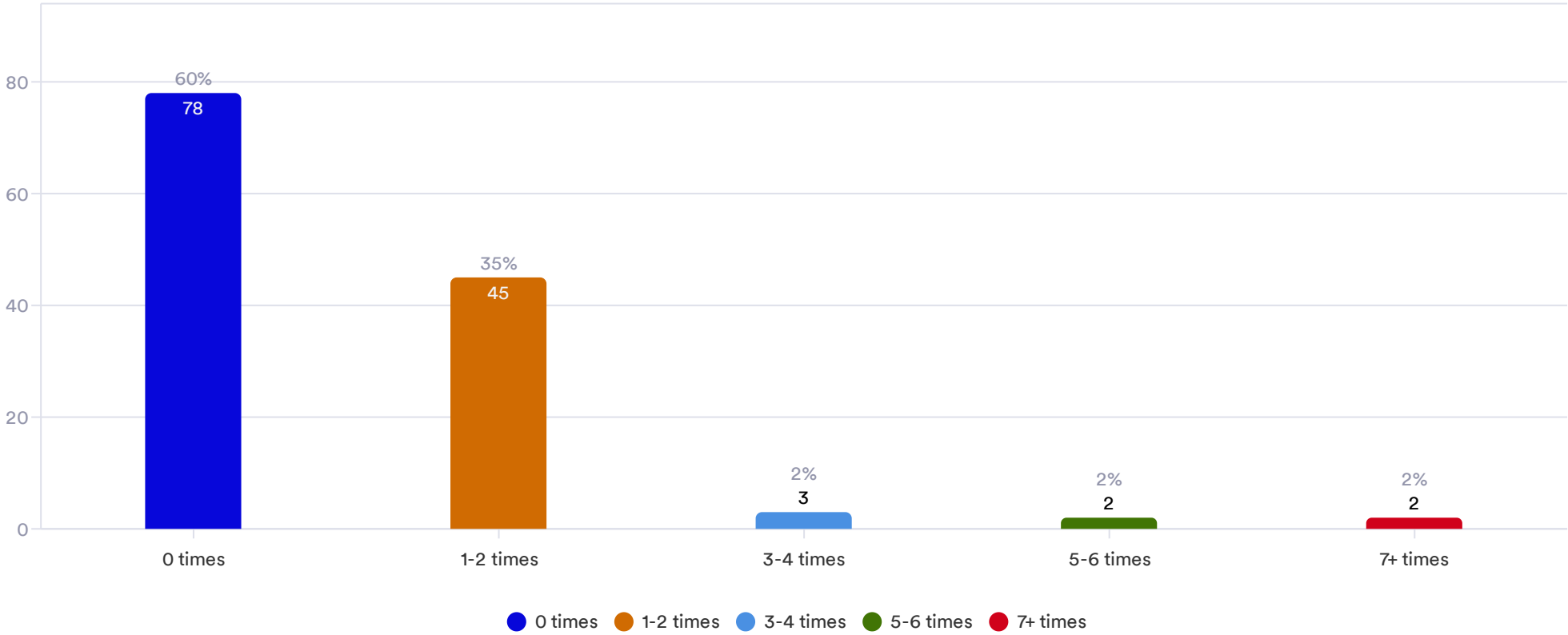
**19**  
Responses

Data	Response	%
★★★★★	13	68%
★★★★☆	2	11%
★★★☆☆	1	5%
★★☆☆☆	1	5%
★☆☆☆☆	2	11%

# Community Survey on Public Safety and Law Enforcement

How many times in the past 12 months have you had contact with the Tiverton Police Department for a non-emergency call (e.g., to report a crime or suspicious activity)?

130 Responses



# Community Survey on Public Safety and Law Enforcement

To what extent are you satisfied with your interaction(s) with the Tiverton Police Department for a non-emergency call (e.g., to report a crime or suspicious activity)?

52 Responses- 78 Empty



**4.23**  
Avg. Response

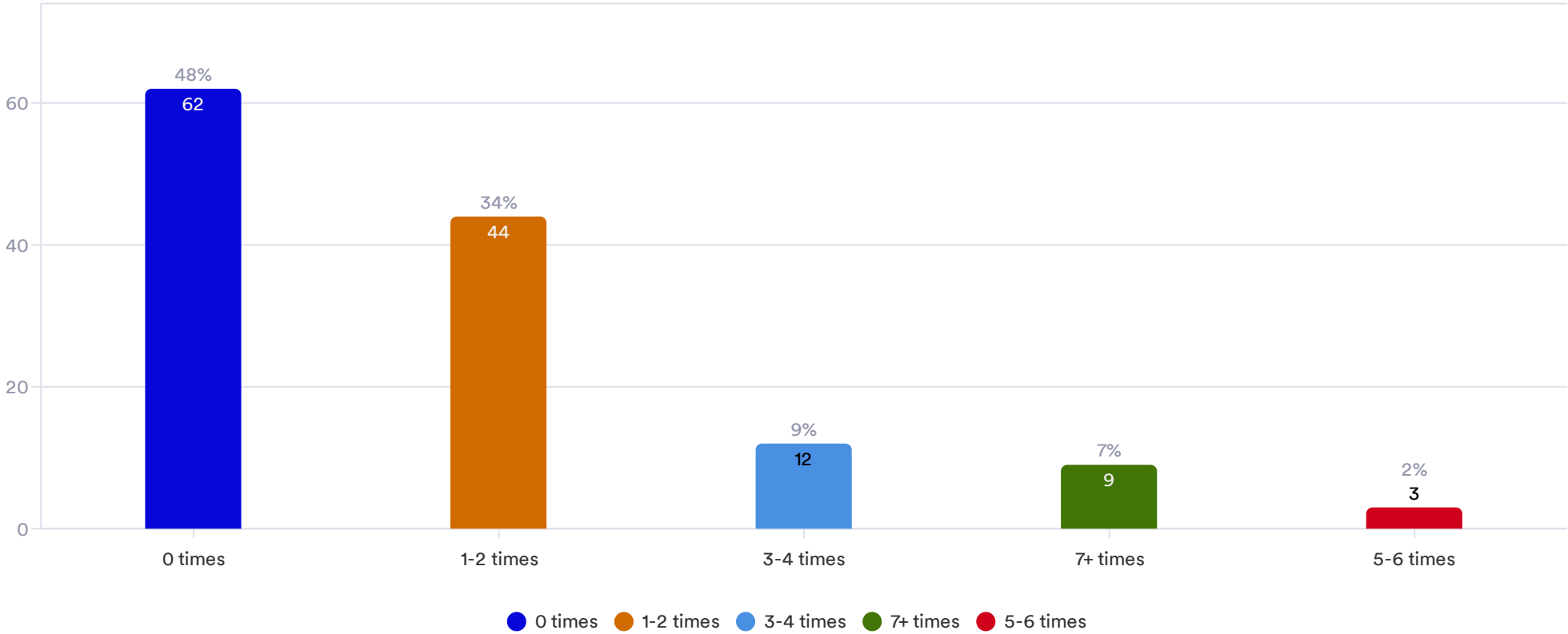
**52**  
Responses

Data	Response	%
★★★★★	33	63%
★★★★☆	8	15%
★★★☆☆	4	8%
★★☆☆☆	4	8%
★☆☆☆☆	3	6%

# Community Survey on Public Safety and Law Enforcement

How many times in the past 12 months have you had contact with the Tiverton Police Department for other contacts or interactions (e.g., attending a Tiverton PD event or talked to an officer at a beach)?

130 Responses





# Community Survey on Public Safety and Law Enforcement

To what extent are you satisfied with your interaction(s) with the Tiverton Police Department for other contacts or interactions (e.g., attending a Tiverton PD event or talked to an officer at a beach)?

66 Responses- 64 Empty



**4.70**  
Avg. Response

**66**  
Responses

Data	Response	%
★★★★★	54	82%
★★★★☆	8	12%
★★★☆☆	2	3%
★★☆☆☆	0	0%
★☆☆☆☆	2	3%

What is your overall satisfaction with the Tiverton Police Department?

126 Responses- 4 Empty

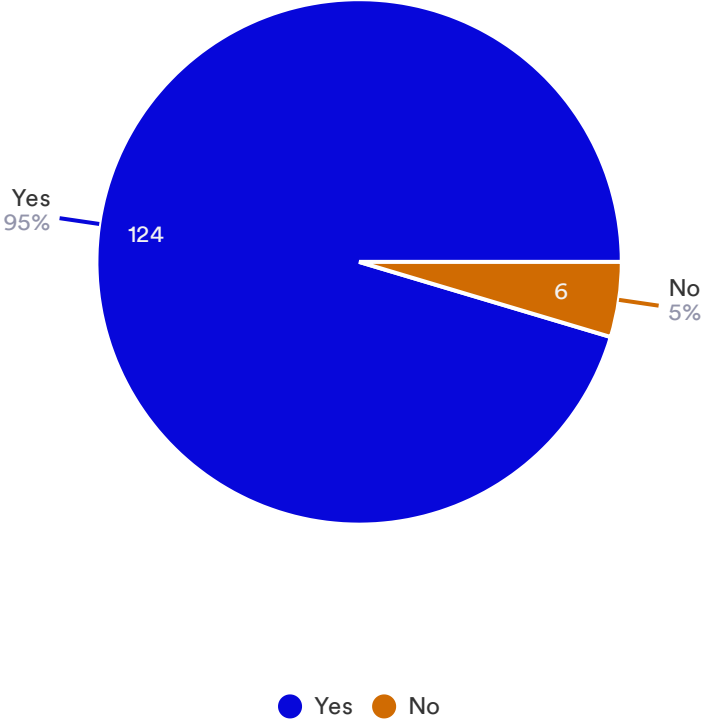
**7.56**  
Avg. Response



**126**  
Responses

## Are you a Tiverton Resident

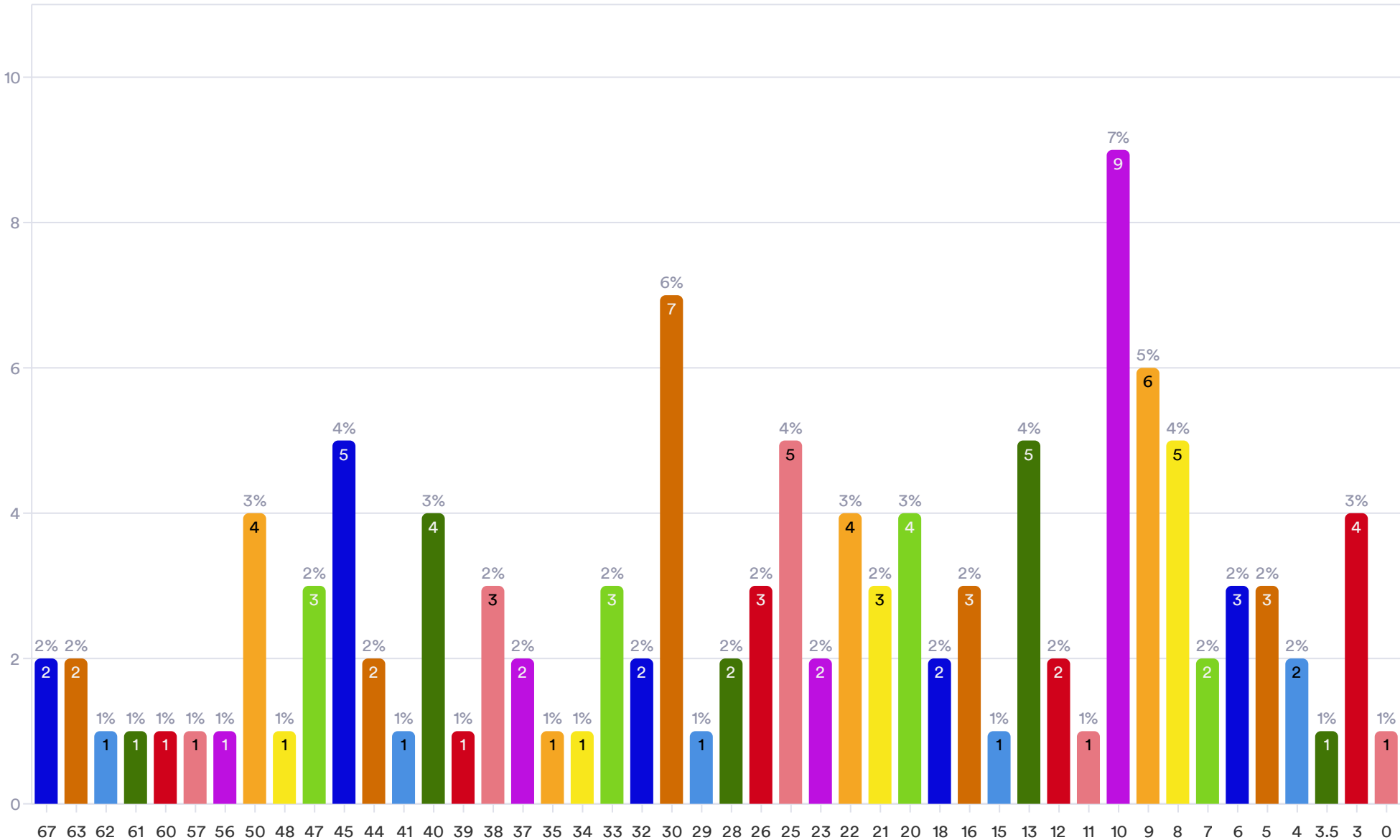
130 Responses



# Community Survey on Public Safety and Law Enforcement

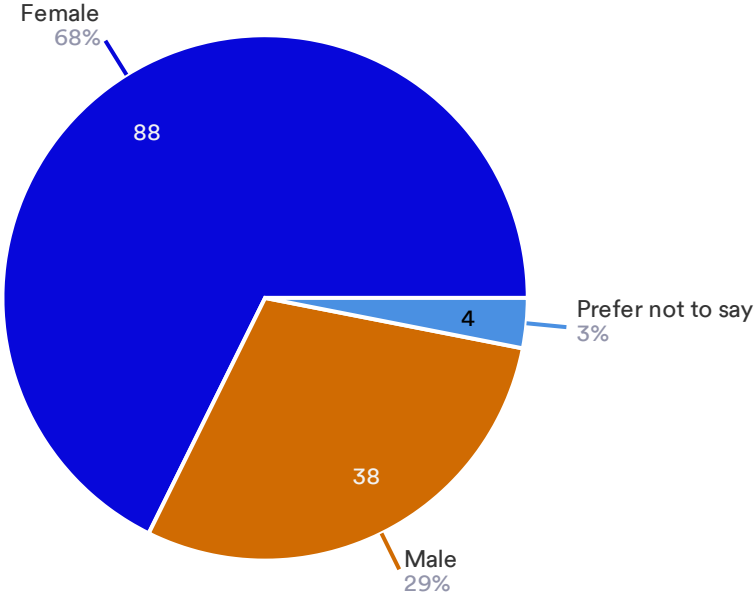
## How many years have you lived in town?

123 Responses- 7 Empty



## What is your gender?

130 Responses

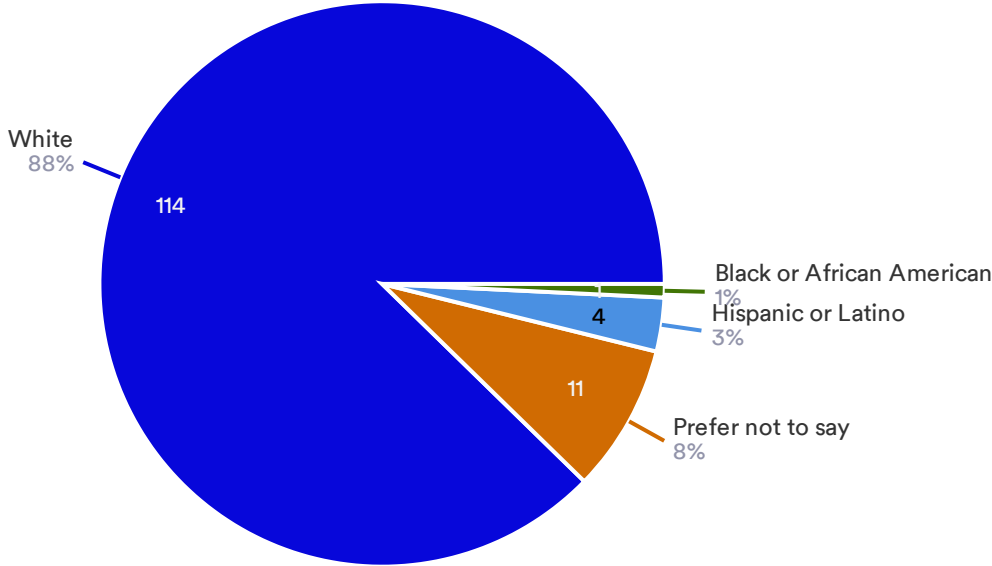


● Female ● Male ● Prefer not to say

# Community Survey on Public Safety and Law Enforcement

What is your race?

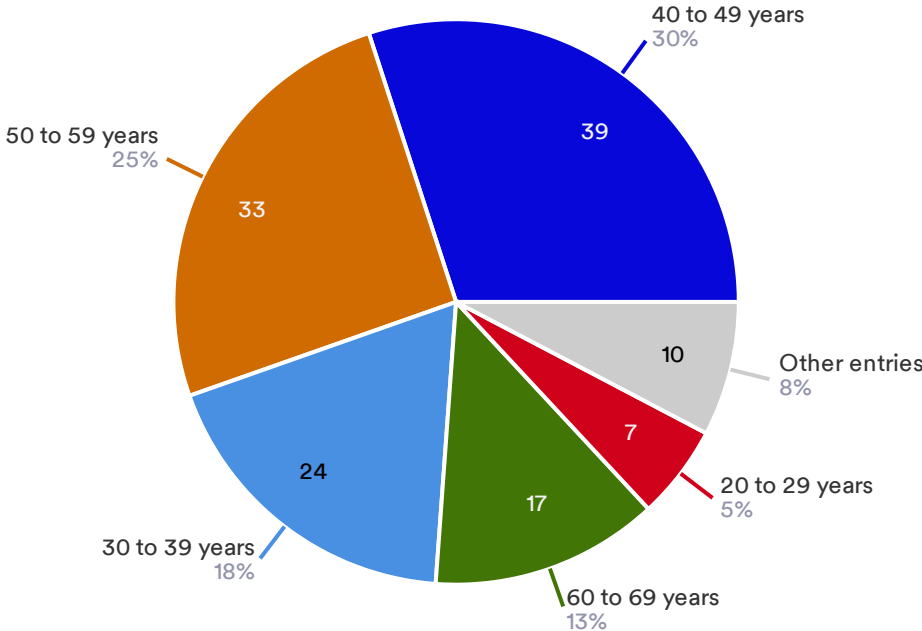
130 Responses



# Community Survey on Public Safety and Law Enforcement

What is your age group?

130 Responses



# Community Survey on Public Safety and Law Enforcement

Would you be willing to volunteer for future Tiverton PD projects or events?

108 Responses- 22 Empty

